

NAPOLEON

**SIMPLE INSTALLATION
FOR A SEAMLESS LOOK**

**A NEW ADDITION TO THE
ELEMENT™ BUILT-IN SERIES**



napoleon.com

Element™ 42 Series

Builders will be thrilled to learn that we're growing our product offering of the Builder Special Element™ Series to introduce a 42" model. 6" wider and 3" deeper than the Element™ 36, this model features a premium 7-piece log set with black crystal media that can be enjoyed year-round with or without heat. With the highest heat output and best-looking flame in its category, the dual voltage options allow a plug-and-play or hardwire installation with 120/240V. Not only does the simplicity of installation make the Element Series a builder's dream, but also because these models have been built within the same frame as standard gas models so builders are offered a great advantage by having the flexibility to spec their framing now and choose the fuel later without slowing their progress.

Product Features

- Up to 10,000 BTU'S & 3,000 Watts
- Vivid flame effect with brightness adjustment
- Premium 7-piece log set with black crystal media
- Simply plugs into a 120V wall outlet or can be hard wired to 120V or 240V
- Top light LED's in 7 color settings
- All season usage: flames operate with or without heat
- Disable heat function as child safety feature
- Convenient remote control (controls power temperature, blower, heat output, safety features and timer)
- Control panel with White LED display
- Optional trim kit



Features / Options / Accessories



Element[®] 42 shown with Optional Trim Kit.




Premium 7-Piece Log Set with Black Crystal Media




Control Panel



Optional Trim Kit



Brick Side Panel



Vents



Included Remote Control



7 Top Light LED Color Settings



Electric Fireplace
Economical to Operate



Safe To Touch
Never hot enough to burn



Adjustable temperature
Adjust the heat being produced by choosing a temperature



Plug-in
Simply plug in and your fireplace is ready



Eco-Friendly
Only heat the rooms you use most



ULTRA BRIGHT[™] LED Lights
Provide day or night intensity



Multi-function remote
Controls flame intensity, flame color option, blower, heat output and timer



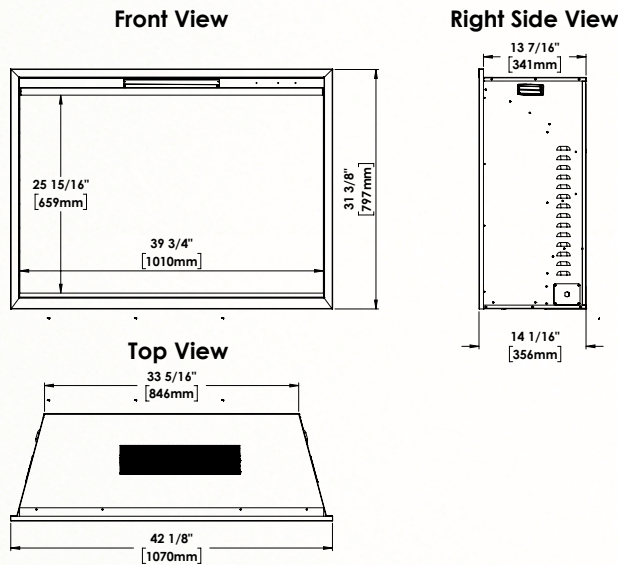
WHISPER QUIET[™]
Operates at a whisper to ensure enjoyment

Specifications

| Model | BTU's | Watts | Height | | Front Width | | Depth | | Viewing Area | | Installation | Mobile Home Certified | Blower | Remote Control | Ember Bed | |
|------------|--------|-------|---------|---------|-------------|---------|---------|----------|--------------|---------|----------------------------|-----------------------|----------|----------------|-----------|----------|
| | | | Actual | Framing | Actual | Framing | Actual | Framing | Height | Width | | | | | Logs | Crystals |
| NEFB42H-BS | 10,000 | 3,000 | 31 3/8" | 31 1/4" | 42 1/8" | 41 1/2" | 14 1/6" | 13 7/16" | 25 15/16" | 39 7/8" | Wall Mount/ Fully Recessed | Yes | Included | Included | Included | Included |

Certified under Canadian and American National Standards
 Figures may vary with individual conditions such as floor plan layout, insulation value/heat loss of the house and geographical location.

NEFB42H-BS



*Finishing flange depth (The finishing flange defines the perimeter of the fireplace opening. Framing or finishing materials must NEVER encroach inside the finishing flange)

Authorized Dealer



24 Napoleon Road, Barrie, Ontario, Canada L4M 0G8
 103 Miller Drive, Crittenden, Kentucky, USA 41030
 7200 Trans Canada Highway, Montreal, Quebec, Canada H4T 1A3

Tel: 1-866-820-8686
 napoleon.com



Consult your owner's manual for complete installation instructions, accurate framing dimensions and proper clearances to combustible material. Check all local and national building codes. All specifications are subject to change without prior notice due to on-going product improvements. Products may not be exactly as shown. Napoleon is a registered trademark of Wolf Steel Ltd. © Wolf Steel Inc.