
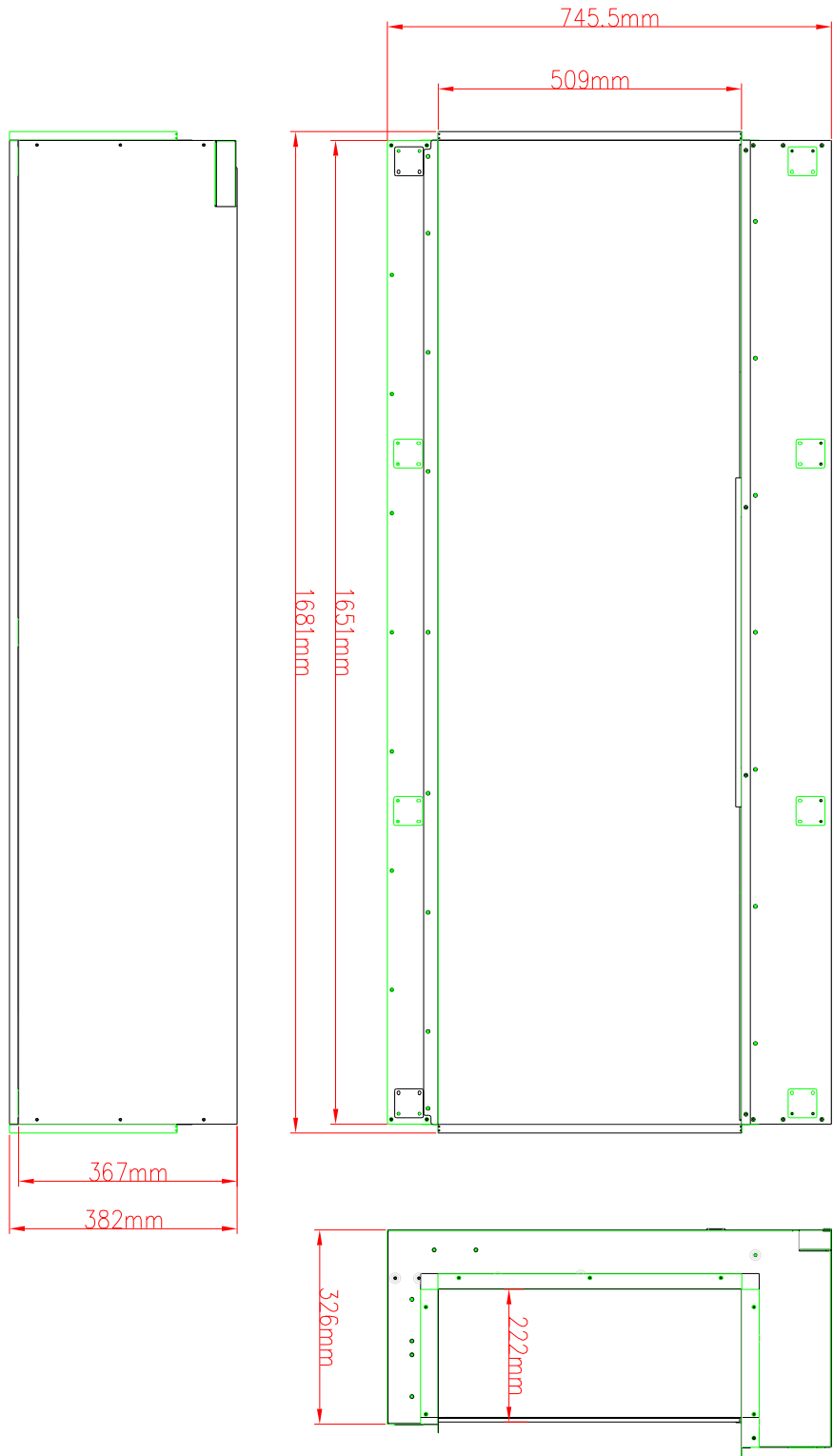


TECHNICAL SPECIFICATIONS

VOLTS	120V / 240V
AMPS	12.5A / 12.1A
WATTS	1500W / 3000W
HEATER	HIGH 1500W / 3000W watts
	LOW 750W / 1500W watts
NO HEATER	57.1 WATTS MAX
LAMPS	QUANTITY 218PCS LED
	WATTS 0.5W@0.15W@0.08W
TOTAL WATTS	43.3W
ROTOR MOTOR	3 at 8.7 watts
HEIGHT, WIDTH, DEPTH	74.6 X 163.1 X 38.2 cm
GLASS VIEWING OPENING	165.1 X 50.9 cm
SHIPPING SIZE	88 X 181.8 X 48 cm
SHIPPING WEIGHT	96 Kgs
GLASS FRONT	UNIT 1 Included
PLUG LOCATION	Left Side
CORD LENGTH	70.9 < L
APPROX. HEATING AREA	400 SQ. FT. / 800 SQ. FT.

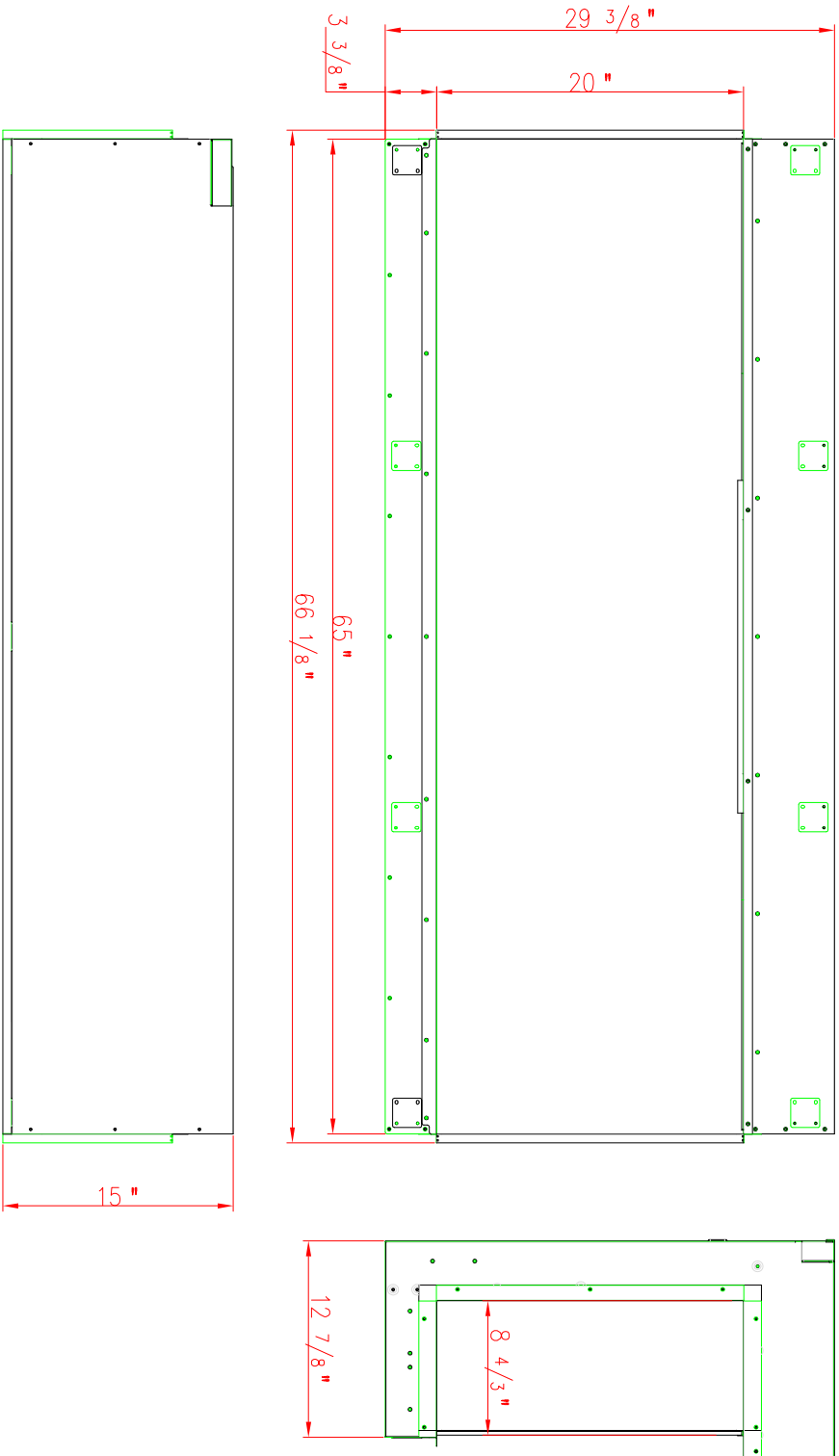


SERIES TRV-BESPOKE	MODEL TRV-65 BESPOKE	REV 1
SCALE: 1"=1'-0"		SHEET 1 OF 1
DATE: 11/28/2022		



TECHNICAL SPECIFICATIONS

VOLTS	120V / 240V
AMPS	12.5A / 12.1A
WATTS	1500W / 3000W
HEATER	HIGH 1500W / 3000W watts
	LOW 750W / 1500W watts
NO HEATER	57.1 WATTS MAX
LAMPS	QUANTITY 218PCS LED
	WATTS 0.5W@0.15W@0.08W
TOTAL WATTS	43.3W
ROTOR MOTOR	3 at 8.7 watts
HEIGHT: WIDTH,DEPTH	29 3/8 " X 66 1/8 " X 15 "
GLASS VIEWING OPENING	65 " X 20 "
SHIPPING SIZE	34 5/8 " X 71 5/8 " X 18 7/8 "
SHIPPING WEIGHT	211.2 LBS
GLASS FRONT	UNIT 1 Included
PLUG LOCATION	Left Side
CORD LENGTH	70.9 < L
APPROX.HEATING AREA	400 SQ.FT / 800 SQ.FT



SERIES
TRV-BESPOKE

MODEL
TRV-65 BESPOKE



REV
1

SCALE 1"=1'-0"

DATE:11/28/2022

SHEET 1 OF 1