















SPECIFICATIONS

	GEOLOGY	Mica-Schist Quartz (quartzitic sandstone)
	TYPE	
	PATTERN	1:1
	HEIGHTS	2-1/2"
	LENGTHS	4"-14"
	DEPTHS	1/2" to 3/4"
	COLORS	Beige, Bronze, Copper, Brown, Tan
	COVERAGE	
	WEIGHT	10 lbs per square foot
	FLATS	5 s/f Bag, 10 s/f Box, 120/180/200 s/f Crate
	CORNERS	5 l/f Bag, 10 l/f Box, 100 l/f Crate
	NOTES	Packaged assuming a tight-fit installation. Please review "Corners" installation PDF document.

ASTM C-97

Water Absorption %
 Bulk Specific Gravity

ASTM C-170

Parallel to Rift, Dry
 Parallel to Rift, Wet
 Perpendicular to Rift, Dry
 Perpendicular to Rift, Wet

ASTM C-99

Parallel to Rift, Dry
 Parallel to Rift, Wet

ASTM C-880

Perpendicular to Rift, Dry
 Perpendicular to Rift, Wet

